



Box angolare o rettangolare reversibile in cristallo temperato CEda 3 mm, guarnizione magnetica lungo il profilo di chiusura, regolazione di compensazione fuori squadra da 2 cm.

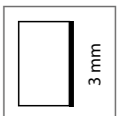
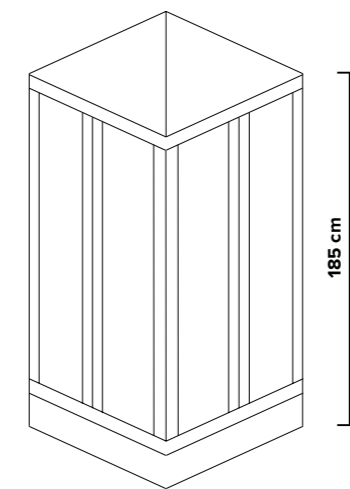
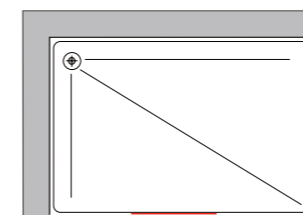
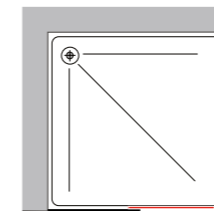
Prodotto abbinabile ad un lato fisso con scorrimento su cuscinetti a sfera.

Altezza totale 185 cm e imballo singolo cartonato.

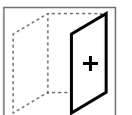
Shower box reversible 3 mm tempered glass magnetic seal along the whole closing profile out of square adjustment up to 2 cm. Can be matched to a fix panel sliding on self-lubricating ball bearings.

Hight total 185 cm package in cartoon box.

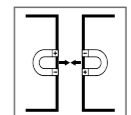
CODICE <i>alluminio bianco</i>	CODICE <i>alluminio cromo</i>	DIM. cm	ESTENS.	APERT. min/max
W02.B2S.7070.B10	W02.B2S.7070.C11	70x70	58<->70	30/40
W02.B2S.8080.B10	W02.B2S.8080.C11	80x80	68<->80	38/48
W02.B2S.9090.B10	W02.B2S.9090.C11	90x90	78<->90	48/58
W02.B2S.7090.B10	W02.B2S.7090.C11	70x90	58<->70 78<->90	44/54



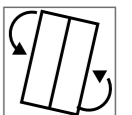
glass panels



jointed with fixed panel



magnetic closure



reversible

ANTIBES