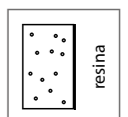
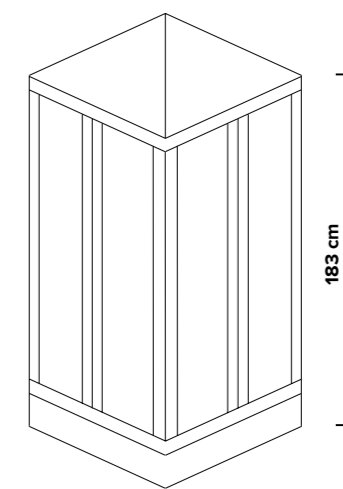
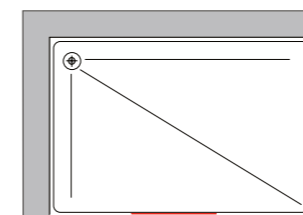
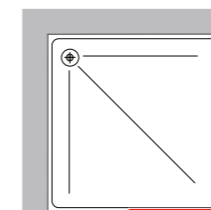




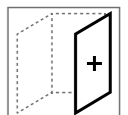
Box angolare o rettangolare reversibile con pannello in acrilico piumato 3 mm, regolazione di compensazione fuori squadra da 2 cm, chiusura a labirinto, maniglia con profilo di scorrimento su rotelle in nylon. Altezza totale 183 cm e imballo singolo cartonato.

Shower box reversible 3 mm tempered glass out of square adjustment up to 2 cm. Closing labyrinth handle on profile sliding on nylon rollers high total 183 cm package in cartoon box and apparence with the essentiality and simplicity of the lines.

CODICE	DIM. cm	ESTENS.	APERT. min/max
W07.B2S.8080.B01	80x80	68<->80	38/48
W07.B2S.9090.B01	90x90	78<->90	48/58
W07.B2S.7090.B01	70x90	68<->80 78<->90	44/54



polystyrene panels



jointed with fixed panel



reversible

CLEO