

DATA SHEET / SCHEDA TECNICA

TUSCANY EVO REVERSO

COD: V50.05.011

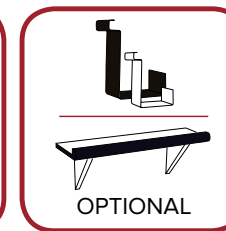
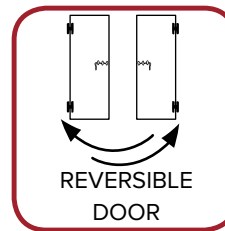

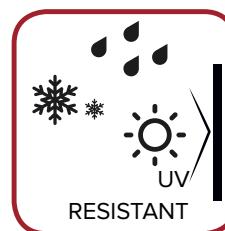
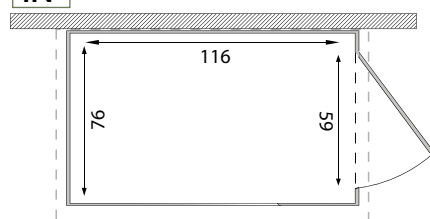

COD. EAN 8032605815637

m² 1,32



EX

IN



	ROOF ASA	STRUCTURE PVC	FLOOR WPC	DOOR PVC	PANEL PVC
	ROOF AREA w: 88 d: 132	EX w: 82,5 d: 122,5 h: 195 IN w: 76 d: 116 h: 177 max 193	DIM. 1 TILE w: 40 d: 40 h: 4,5	w: 59 th: 2 h: 173	th: 2
	color: brown ral_1019	color: white ral_9010			
	n.box/item: 1 box size: 1: 114x20x203 weight: 62 kg pz/pallet: 6 pallet max size: 114x120x217				

UNIT OF MEASURE: CM