


DATA SHEET / SCHEDA TECNICA

URBAN 200

COD: V48.02.004

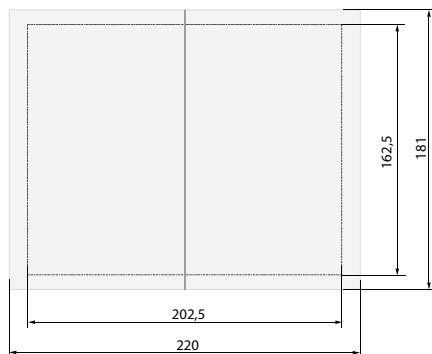
COD. EAN 8032605800091

m² 3,98

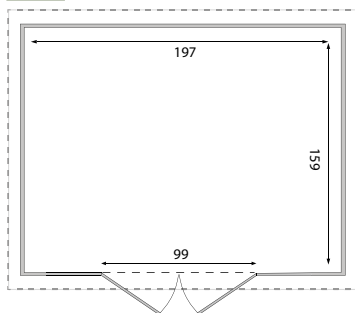


	20unit		2unit		
	ROOF ASA	STRUCTURE PVC	FLOOR WPC	DOOR PVC	PANEL PVC
	ROOF AREA w: 220 d: 181	EX w: 202,5 d: 162,5 h: 216 IN w: 197 d: 159 h: 177 max 210	DIM. 1 TILE w: 40 d: 40 h: 4,5	w: 99 th: 2 h: 173	th: 2
	color: grey ral_2998	color: grey ral_7035			
	n.box/item: 1 box size: 1: 128x19x194 2: 128x45x38 3: 77x54x46 weight: 132,5 kg pz/pallet: 3 pallet max size: 130x103x234				

EX



IN



UNIT OF MEASURE: CM