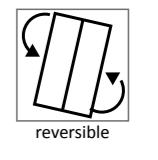
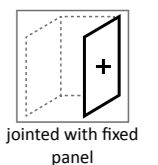
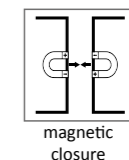
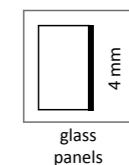
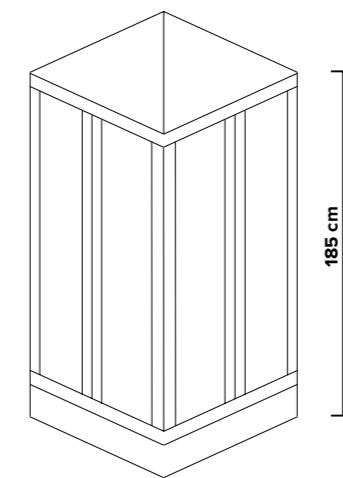
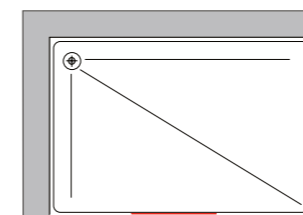
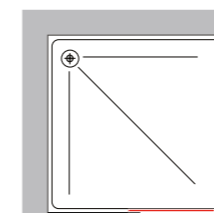




Box angolare o rettangolare reversibile in cristallo temperato CE da 4 mm, guarnizione magnetica lungo il profilo di chiusura, regolazione di compensazione fuori squadra da 2 cm, prodotto abbinabile ad un lato fisso con scorrimento su cuscinetti a sfera. Altezza totale 185 cm e imballo singolo cartonato.

Shower box reversible 4 mm tempered glass. Magnetic seal along the whole closing profile out of square adjustment up to 2 cm can be matched to a fix panel sliding on self-lubrificating ball bearings. Hight total 185 cm package in cartoon box.

| CODICE <i>alluminio bianco</i> | CODICE <i>alluminio cromo</i> | DIM. cm | ESTENS. | APERT. min/max |
|--|---|----------------|--------------------|---------------------------------|
| W03.B2S.7070.B10 | W03.B2S.7070.C10 | 70X70 | 58<->70 | 30/40 |
| W03.B2S.8080.B10 | W03.B2S.8080.C10 | 80x80 | 68<->80 | 38/48 |
| W03.B2S.9090.B10 | W03.B2S.9090.C10 | 90x90 | 78<->90 | 48/58 |
| W03.B2S.7090.B10 | W03.B2S.7090.C10 | 70X90 | 58<->70 78<->90 | 44/54 |
| W03.B2S.7070.B11 | W03.B2S.7070.C11 | 70X70 | 58<->70 | 30/40 |
| W03.B2S.8080.B11 | W03.B2S.8080.C11 | 80x80 | 68<->80 | 38/48 |
| W03.B2S.9090.B11 | W03.B2S.9090.C11 | 90x90 | 78<->90 | 48/58 |
| W03.B2S.7090.B11 | W03.B2S.7090.C11 | 70X90 | 58<->70 78<->90 | 44/54 |



AVANA