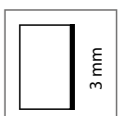
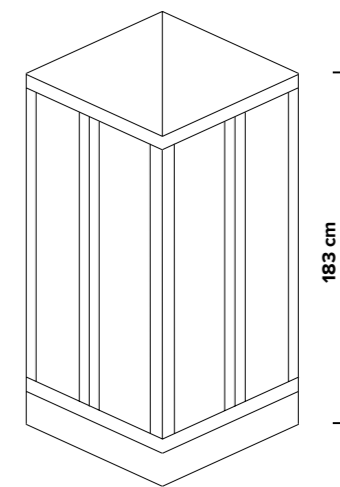
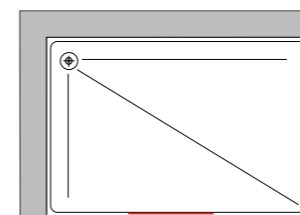
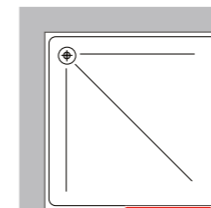




Box angolare o rettangolare reversibile con pannello in vetro temperato 3 mm, regolazione di compensazione fuori squadra da 1 cm, chiusura a labirinto, maniglia con profilo di scorrimento su cuscinetto a sfera con braccetto in ottone. Altezza totale 183 cm e imballo singolo cartonato.

Shower box reversible 3 mm tempered glass out of square adjustment up to 1 cm. Closing labyrinth handle on profile sliding on Ball bearings with brass arm. Hight total 183 cm package in cartoon box.

CODICE	DIM. cm	ESTENS.	APERT. min/max
W08.B2S.8080.B11	80x80	65<->80	38/48
W08.B2S.9090.B11	90x90	75<->90	48/58
W08.B2S.8090.B11	80x90	65<->80 75<->90	44/54



glass panels



reversible

LEO