

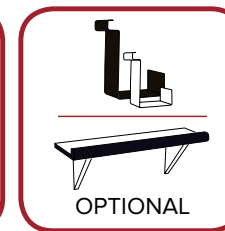

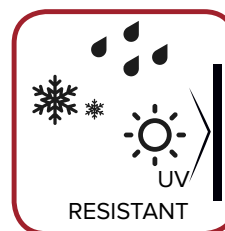
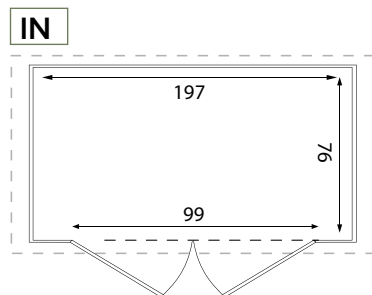
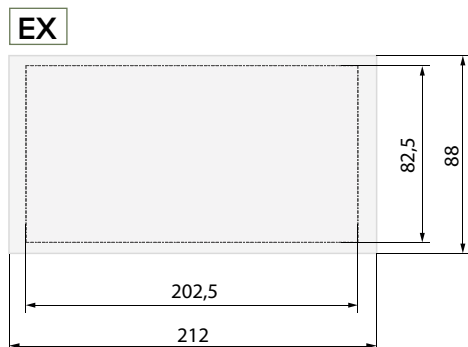
# DATA SHEET / SCHEDA TECNICA

**BOX EVO 200**

**COD: V50.09.004**

**COD. EAN 8032605815613**

**m<sup>2</sup> 1,86**



	ROOF <b>ASA</b>	STRUCTURE <b>PVC</b>	FLOOR <b>WPC</b>	DOOR <b>PVC</b>	PANEL <b>PVC</b>
	ROOF AREA w: 212 d: 88	EX w: 202,5 d: 82,5 h: 133 IN w: 197 d: 76 h: 114 max 129	DIM. 1 TILE w: 40 d: 40 h: 4,5	w: 99 th: 2 h: 114	th: 2
	color: brown ral_1019	color: white ral_9010			
	n.box/item: 1	box size: 1: 124x22x163			
	weight: 69 kg	pz/pallet: 6			
	pallet max size: 124x132x177				

UNIT OF MEASURE: CM