

DATA SHEET / SCHEDA TECNICA

TUSCANY 280

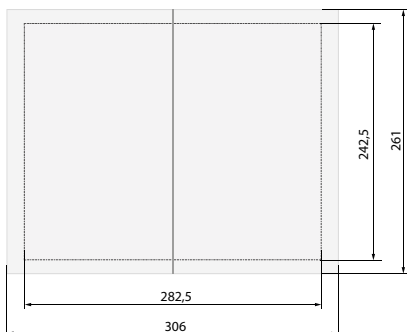
COD: V49.07.001

COD. EAN 8032605814555

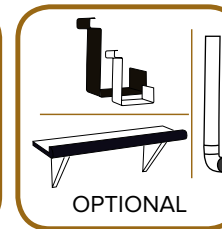
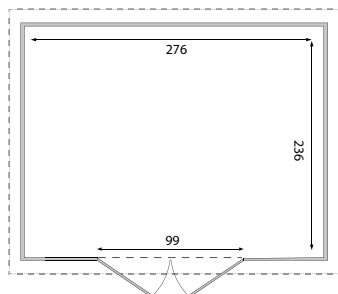
m² 8,06



EX



IN



	ROOF ASA	STRUCTURE PVC	FLOOR WPC	DOOR PVC	PANEL PVC
	ROOF AREA w: 306 d: 261	EX w: 282,5 d: 242,5 h: 225 IN w: 276 d: 236 h: 177 max 215	DIM. 1 TILE w: 40 d: 40 h: 4,5	w: 99 th: 2 h: 173	th: 2
	color: brown ral_1019	color: white ral_9010			
	n.box/item: 5 box size: 1: 144x209x24 2: 128x45x38 (x3) 3: 77x54x46 weight: 219 kg pz/pallet: 1 pallet max size: 146x80x220				UNIT OF MEASURE: CM