

DATA SHEET / SCHEDA TECNICA

TUSCANY EVO 200

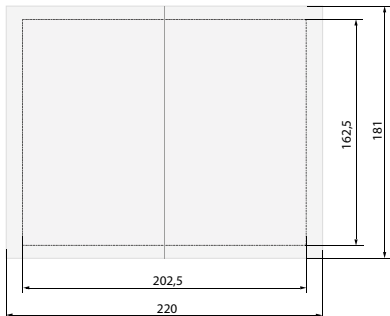
COD: V50.02.004

COD. EAN 8032605814432

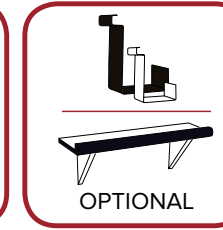
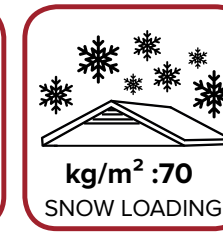

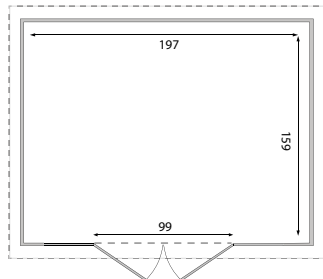
m² 3,98



EX



IN



	ROOF ASA	STRUCTURE PVC	WINDOWS PMMA	FLOOR WPC	DOOR PVC	PANEL PVC
	ROOF AREA w: 220 d: 181	EX w: 202,5 d: 162,5 h: 216 IN w: 197 d: 159 h: 177 / 210	w: 34,5 d: 44,5	DIM. 1 TILE w: 40 d: 40 h: 4,5	w: 99 th: 2 h: 173	th: 2
	color: brown ral_1019	color: white ral_9010				
	n.box/item: 3 box size: 1: 128x194x19 2: 128x45x38 3: 77x54x46 weight: 132,5 kg pz/pallet: 3 pallet max size: 130x103x234					

UNIT OF MEASURE: CM