

DATA SHEET / SCHEDA TECNICA

WOODY 100.2P NATURAL

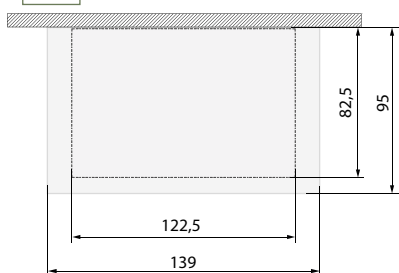
COD: V61.05.004

COD. EAN 8032605801425

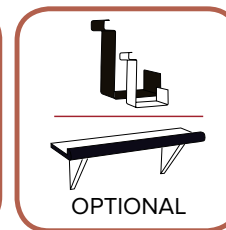

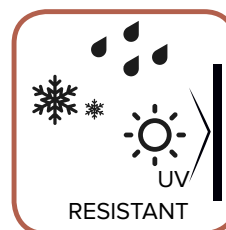
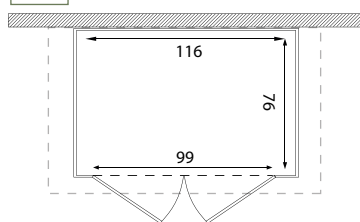
m² 1,32



EX



IN



	ROOF ASA	STRUCTURE PVC	FLOOR WPC	DOOR PVC	PANEL PVC
	ROOF AREA w: 139 d: 95	EX w: 122,5 d: 82,5 h: 201 IN w: 76 d: 116 h: 177 max 193	DIM. 1 TILE w: 40 d: 40 h: 4,5	w: 99 th: 2 h: 173,5	th: 2
	color: brown ral_1019	color: wood natural			
	n.box/item: 1 box size: 1: 114x20x203 weight: 60 kg pz/pallet 6 pallet max size: 120x114x217				

UNIT OF MEASURE: CM