

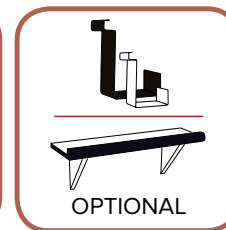
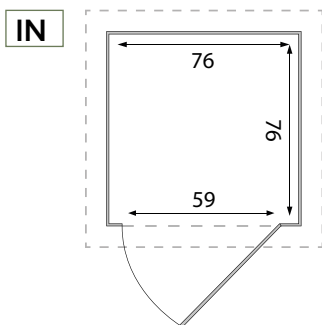
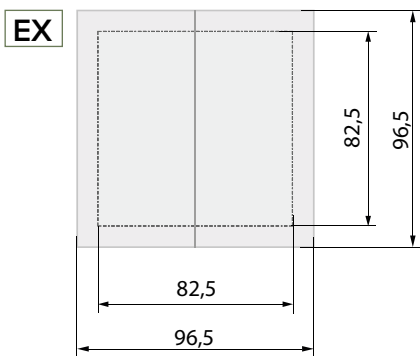

DATA SHEET / SCHEDA TECNICA

WOODY 80 GREY

COD: V60.04.004

COD. EAN 8032605801456

m² 0,93



	ROOF ASA	STRUCTURE PVC	FLOOR WPC	DOOR PVC	PANEL PVC
	ROOF AREA w: 96,5 d: 96,5	EX w: 82,5 d: 82,5 h: 203 IN w: 76 d: 76 h: 177 / 197	DIM. 1 TILE w: 40 d: 40 h: 4,5	w: 59 th: 2 h: 173,5	th: 2
	color: grey ral_2998	color: wood grey			
	n.box/item: 1 box size: 1: 21x86x182 weight: 45 kg pz/pallet 6 pallet max size: 123x86x196				

UNIT OF MEASURE: CM